

Pathogenic System *double*

System for detection and identification of pathogenic microorganisms
directly from clinical specimens:
pharyngeal, auricular and ophthalmic swabs, expectorate, exudate.



DETECTED MICROORGANISMS

- *Streptococcus pyogenes* (Group A)
- *Staphylococcus aureus*
- *Haemophilus spp*
- *Escherichia coli*
- *Proteus spp*
- *Pseudomonas spp*
- Group KES microorganisms
- *Enterococcus faecalis*
- *Candida spp*

ADVANTAGES

- Direct inoculation of clinical sample
- Easy procedure of use
- Results within 18-24 hours
- Confirmation with immuno-serological tests

Pathogenic System double

ref. 71678

40 test

IMMUNOLOGICAL CONFIRMATION TESTS

- *Streptococcus pyogenes* (Group A) with immunocromatografic test STREPTO A CARD
- *Staphylococcus aureus* with serum agglutination test STAPH CHECK KIT

BIOCHEMICAL CONFIRMATION TESTS

- *Escherichia coli* with indole test with KOVAC'S Reagent
- *Pseudomonas* with oxidase test OXIDASE TEST DISC

INTERPRETATION OF RESULTS

- Clear colour change of the wells with interpretation of the results after 18-24 hours incubation at 36+/- 1°C

NECESSARY ITEMS NOT CONTAINED IN THE PACKAGE

- STREPTO A CARD (ref.96418)
- STAPH CHECK KIT (ref.96017)
- OXIDASE TEST DISC (ref.88004)
- KOVAC'S Reagent (ref.80270)

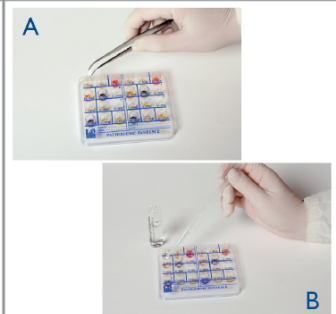
TEST PROCEDURE



Dip the swab of the sample into the tube of nutrient broth and incubate at 36+/-1°C for 2-4-6 hours.



Transfer 0.5 mL of culture broth into a vial of physiological solution contained in the kit (Inoculum Solution).



A. Put a PYR DISC into the well 1-PYR.

B. Inoculate 0.2 mL of the Inoculum Solution into each well of the system and incubate at 36+/-1°C for 18-24 hours.



- Add 2 drops of PYR Reagent into the well 1-PYR and watch for the appearance of pink-red colour within 1 minute
- Perform the rapid immunochromatographic test of the microbial culture in the well 2-SGA to confirm the presence of *Streptococcus pyogenes* (Group A) and wait for the appearance of two red lines (Positive reaction).



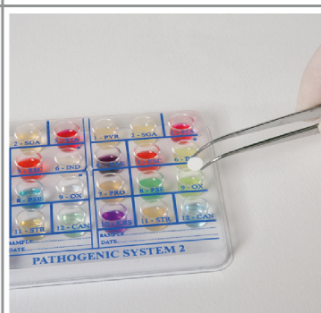
Perform the seroagglutination test of the microbial culture in the well 3-STA to confirm the presence of *Staphylococcus aureus*. Watch for a clear agglutination (Positive reaction).



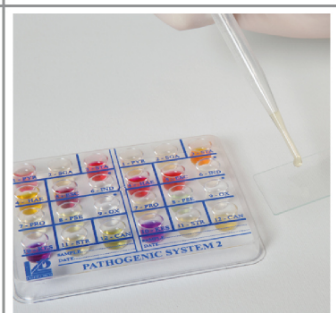
Take a loop of culture broth from well 4-HAE and inoculate it on the surface of a selective plate and proceed as indicated by standard cultural media methods, to confirm the presence of *Haemophilus spp.*



Perform indole test adding 2 drops of Kovac's Reagent into the well 6-IND to confirm the presence of *Escherichia coli* and watch for the formation of a pink-red ring within 1 minute (Positive reaction).



Perform the oxidase test by adding a disc of OXIDASE TEST DISC into the well 9-OX to confirm the presence of *Pseudomonas spp.* and watch for the formation of a blue-purple colouring within 2 minutes (Positive reaction).



Take a drop from the well 12-CAN, deposit it on a glass slide, cover it, and watch for chlamydospores and mycelial hyphae at the microscope (40x) to confirm the presence of *Candida spp.*